

RIVER QUEEN

SHE LOOKS BLISSFUL IN BRILLIANT SHADES OF BLUE.

Embrace the royal treatment as you set sail on one of the most unique ships on Europe's waterways, **RIVER QUEEN**. As she glides along the **MAIN, MOSELLE AND RHINE RIVERS**, she turns heads with her 1930s steamship-inspired exterior and captivating Art Deco interior.

With a white and blue color scheme, richly decorated fabrics, the only functioning fireplace on the rivers and original art by Henri de Toulouse-Lautrec and Georges Goursat, you are sure to enjoy the views inside and out. It's no wonder she was rated the #1 Ship in the entire industry in the 2012 *Condé Nast Traveler* poll. All in all, *River Queen* is the perfect way to explore the region's iconic cities and gorgeous landscapes.



2010 RENOVATION

1999 INAUGURATION

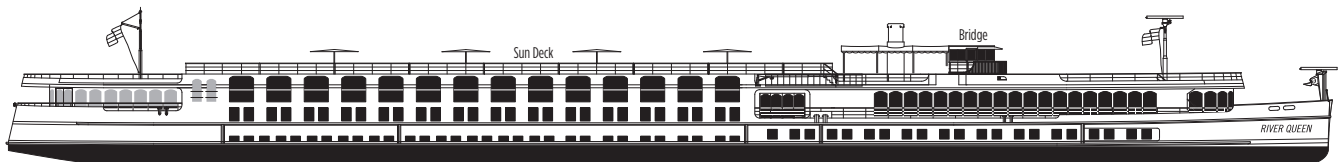
128 GUESTS | **42** STAFF

TRAVELS ON MAIN RIVER,
MOSELLE RIVER, RHINE RIVER

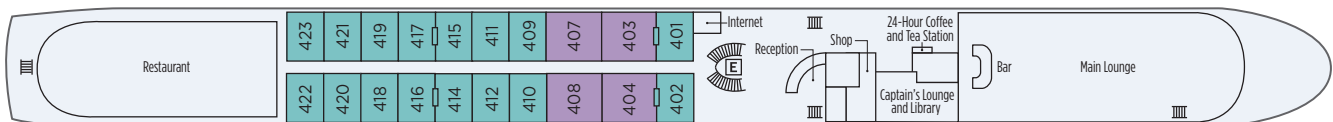
SUITES: 4 (215 ft²)
FRENCH BALCONY: 16 (151 ft²)

DELUXE: 37 (151 ft²)
CLASSIC: 7 (151 ft²)

LENGTH: 361 ft
WIDTH: 37.5 ft
VOLTAGE: 110/220 volts

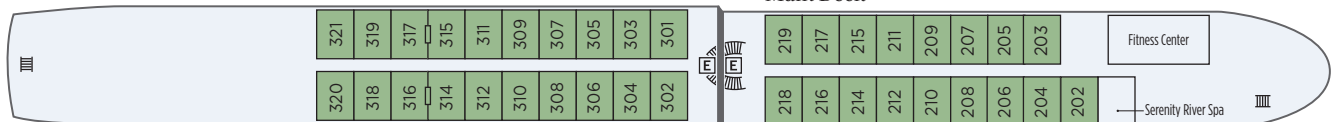


Rhine Deck



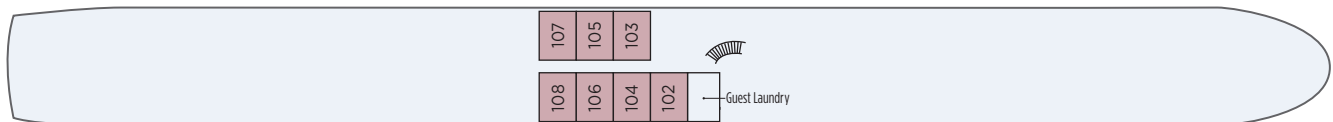
Staterooms 401/403, 402/404, 414/416 and 415/417 are available as connecting staterooms

Danube Deck



Staterooms 314/316 and 315/317 are available as connecting staterooms

Moselle Deck



Suite
 French Balcony
 Deluxe
 Classic
 E Elevator

NOTE: Suites on the Rhine Deck have French balconies. Designated adjoining staterooms are available.